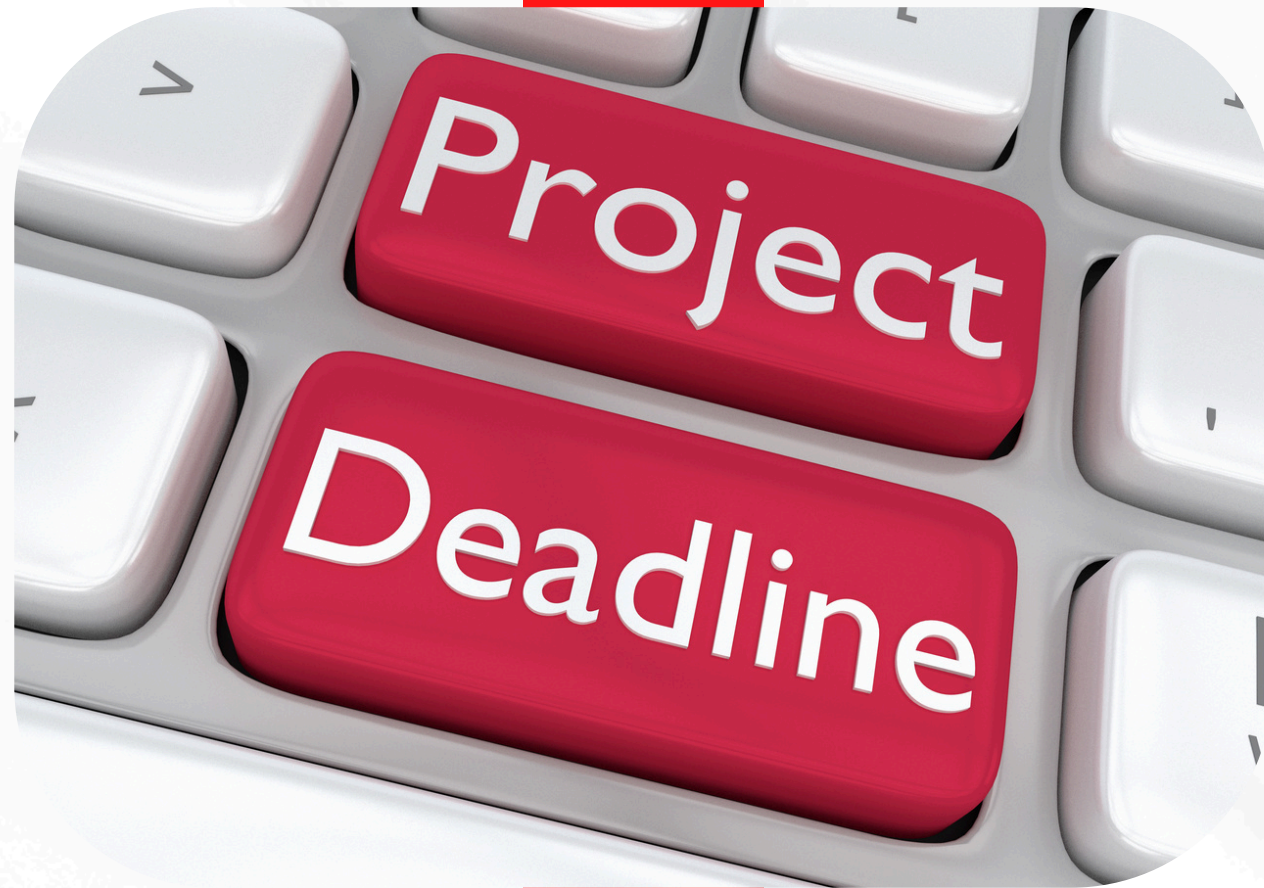




EFFICIENT TMS

QUICK MEZZ

Quick to manufacture. Easy to install.



MANUFACTURING DELAYS: RUIN PROJECT DEADLINES

THE PROBLEM IS CLEAR: MANUFACTURING DELAYS ARE HOLDING UP OPERATIONS.

GETTING STOCK ON SHELVES AND OUT THE DOOR QUICKLY IS CRUCIAL.

HUMAN ERROR, REWORK, POOR QUALITY CAN ALL CAUSE DELAYS IN INTERNAL EQUIPMENT THAT HAS TO BE FABRICATED



THE KNOCK ON EFFECT: DELAYS, DELAYS, DELAYS

**DELAYS IN INSTALLATION OF OTHER
CRUCIAL EQUIPMENT**

**DELAYS IN GETTING INVENTORY
STOCKED AND SHIPPED**

**OVERALL PROJECT TIMELINE
DELAYS**



**OUR SYTEM TAKES OUT 90%
OF THE MANUFACTURING**

**GETTING RID OF LABOUR,
ERADICATES HUMAN ERROR**

**DRASTICALLY SPEEDS UP
DELIVERY TIMES TO SITE**

SIMPLIFIES INSTALLTION



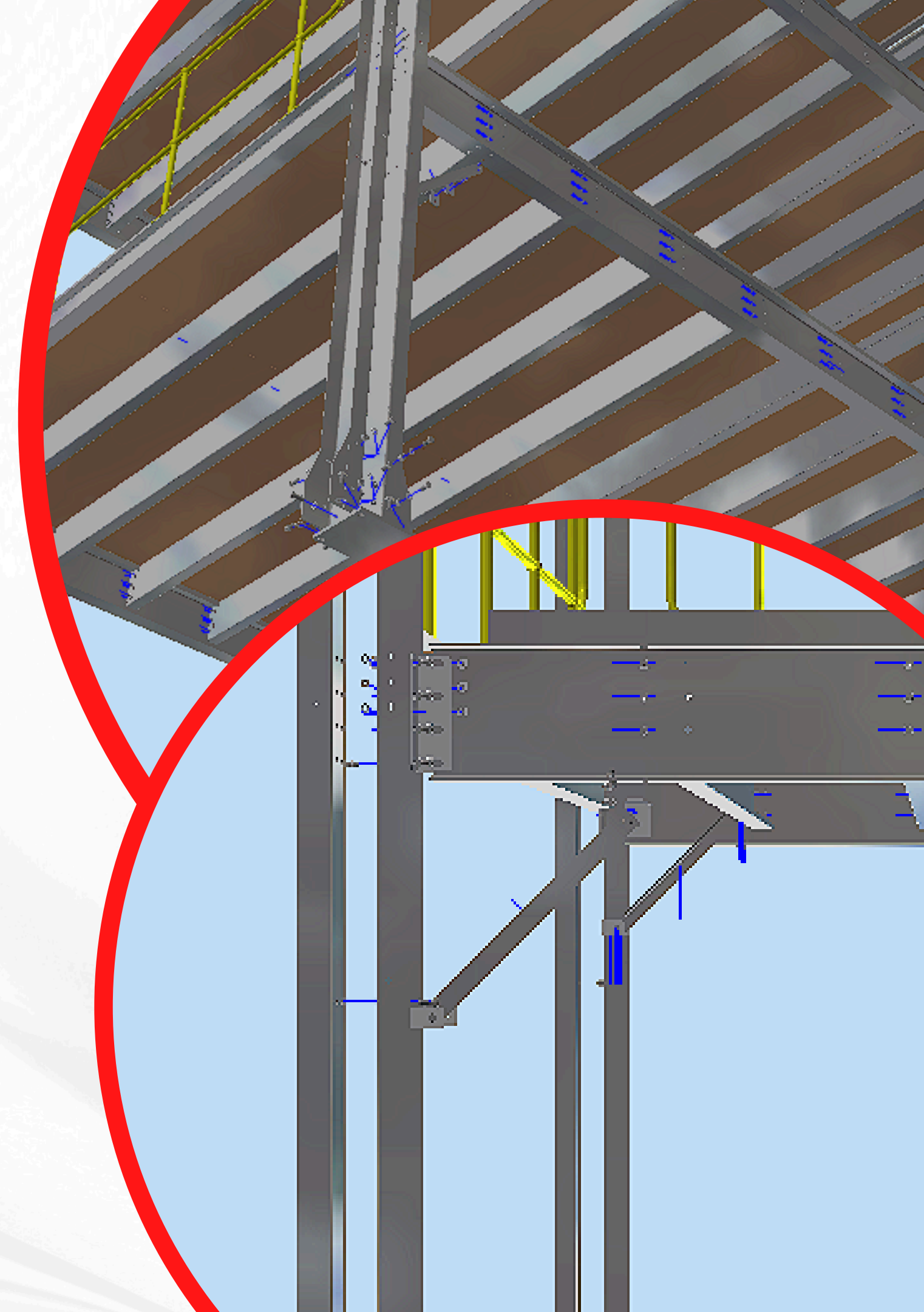
HOW DO WE DO IT? SIMPLE

USING COMPUTER AIDED TECHNOLOGY TO CUT AND DRILL

All our main beams are cut and drilled using cnc technology.

COLUMNS MADE FROM LIPPED CHANNELS

Lipped channels are cut and drilled also with cnc technology, they are then permanently fastened back to back to form a column, 2/3 weight of a standard column and just as strong.



HOW DO WE DO IT? SIMPLE


THE ONLY MANUFACTURED ITEM ARE THE FOOTPLATES

for which we keep a certain level of stock.

OUR MEZZANINE ARRIVES AS A KIT, THAT BOLTS TOGETHER SIMPLY

Columns are fastened to footplates,
beams fastened to columns using
connection plates.

INSTALLATION IS QUICK AND EASY






WHAT DOES ALL THIS MEAN?

WE ARE ABLE TO DELIVER OUR STRUCTURES IN NEARLY HALF THE TIME OF A CONVENTIONAL ASSEMBLY.

WE ARE ABLE TO GUARANTEE ACCURACY OF OUR CONNECTION POINTS AS WELL AS QUALITY OF OUR WORK



WHAT DOES ALL THIS MEAN?

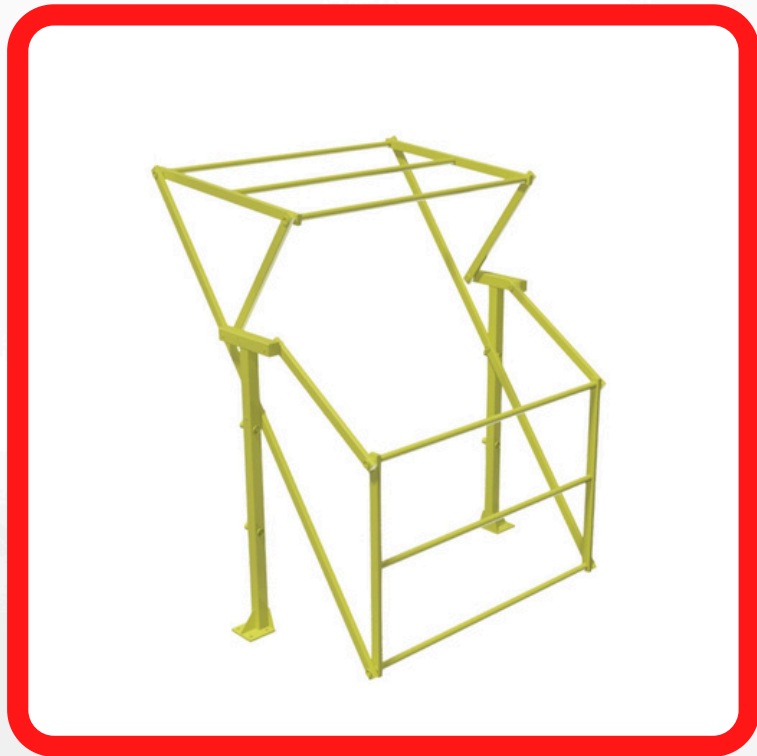
**YOU ARE ABLE TO ENSURE YOUR
PROJECT TIMELINE WILL STAY
ON TRACK**

**YOU CAN HAVE YOUR WAREHOUSE UP AND
RUNNING SMOOTHLY AND QUICKLY**




TIME

ABOUT OUR OTHER PRODUCTS



**PALLET SAFETY
GATES**



**RACKING &
SHELVING**

ABOUT OUR OTHER PRODUCTS



**WAREHOUSE PROTECTION ITEMS
AND MUCH MORE**

ABOUT OUR CAPABILITIES

- DESIGN & ENGINEERING
- BESPOKE DESIGNS
- PROJECT MANAGEMENT
- DELIVERY AND INSTALLATION
- WAREHOUSE PRODUCTIVITY ANALYSIS



SOME OF OUR CUSTOMERS



THANK YOU

FOR MORE INFO CONTACT US



011 609 5515



sales@efficienttms.co.za
daniel.r@efficienttms.co.za



www.efficienttms.com

FOLLOW US ON SOCIAL MEDIA

